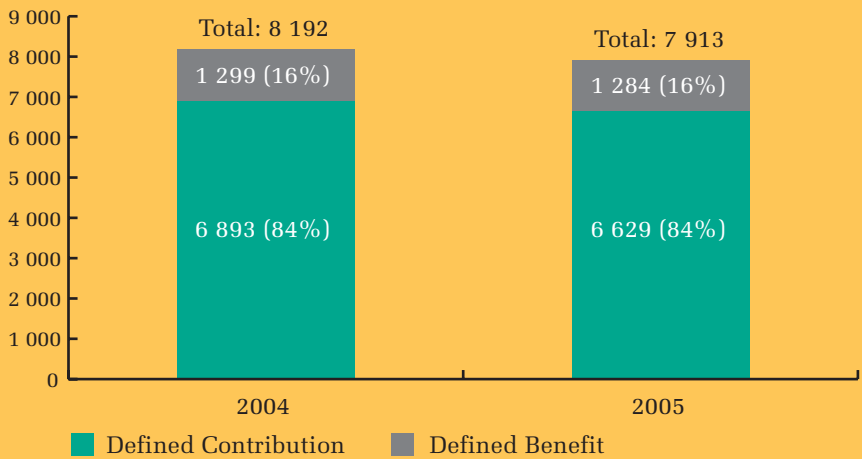


ORSO SCHEMES

1. NUMBER OF ORSO SCHEMES – BY BENEFIT TYPE
(two year comparison)



2. NUMBER OF ORSO SCHEMES – BY BENEFIT TYPE
(as at 31.3.2005)

| Scheme Type | Benefit Type | | | | | |
|--------------------|----------------------|-----|-----------------|-----|----------------|-----|
| | Defined Contribution | | Defined Benefit | | Total | |
| | No. of Schemes | % | No. of Schemes | % | No. of Schemes | % |
| Registered Scheme | | | | | | |
| – MPF exempted | 4 585 | 69 | 277 | 21 | 4 862 | 61 |
| – Non-MPF exempted | 991 | 15 | 34 | 3 | 1 025 | 13 |
| | 5 576 | 84 | 311 | 24 | 5 887 | 74 |
| Exempted Scheme | | | | | | |
| – MPF exempted | 229 | 4 | 170 | 13 | 399 | 5 |
| – Non-MPF exempted | 824 | 12 | 803 | 63 | 1 627 | 21 |
| | 1 053 | 16 | 973 | 76 | 2 026 | 26 |
| Total | 6 629 | 100 | 1 284 | 100 | 7 913 | 100 |

MPF EXEMPTED ORSO SCHEMES

3. NUMBER OF MPF EXEMPTED ORSO SCHEMES

(as at 31.3.2005)

Statistics (Cont'd)

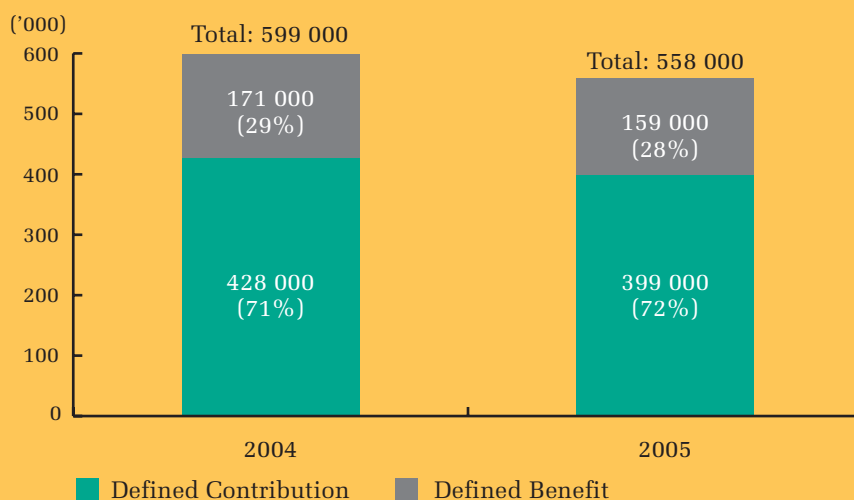
PART C

ORSO SCHEMES

| | ORSO Registered Schemes | ORSO Exempted Schemes | Total |
|--|-------------------------------|-----------------------------|-------|
| (a) Number of MPF Exempted ORSO Schemes approved as at 31.3.2004 | 5 069 | 435 | 5 504 |
| (b) Number of new applications approved during the period from 1.4.2004 to 31.3.2005 (Note) | 12 | 0 | 12 |
| (c) Number of withdrawals of MPF Exemption Certificates during the period from 1.4.2004 to 31.3.2005 | 219 | 36 | 255 |
| (d) Number of MPF Exempted ORSO Schemes as at 31.3.2005 [i.e. (d) = (a) + (b) - (c)] | 4 862 | 399 | 5 261 |

Note: This refers to the application for MPF exemption in respect of newly established ORSO registered schemes whereby all or a substantial portion of the members and assets of the schemes were transferred from 1 or more MPF exempted ORSO schemes as a result of scheme restructuring or bona fide business transactions.

ORSO REGISTERED SCHEMES

4. NUMBER OF MEMBERS COVERED BY ORSO REGISTERED SCHEMES – BY BENEFIT TYPE *(two year comparison)*

Statistics (Cont'd)
PART C
ORSO SCHEMES

5. NUMBER OF MEMBERS COVERED BY ORSO REGISTERED SCHEMES – BY BENEFIT TYPE *(as at 31.3.2005)*

| Scheme Type | Benefit Type | | | | | |
|------------------|----------------------|----|-----------------|----|--------|-----|
| | Defined Contribution | | Defined Benefit | | Total | |
| | ('000) | % | ('0 00) | % | ('000) | % |
| MPF exempted | 349 | 70 | 150 | 30 | 499 | 100 |
| Non-MPF exempted | 50 | 85 | 9 | 15 | 59 | 100 |
| Total | 399 | 72 | 159 | 28 | 558 | 100 |

CONTRIBUTION AMOUNT

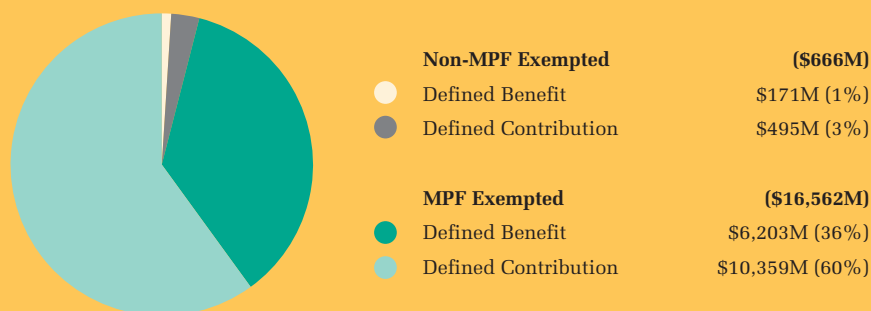
6. ANNUAL CONTRIBUTION AMOUNT TO ORSO REGISTERED SCHEMES – BY EMPLOYERS AND EMPLOYEES

| | MPF Exempted (in million HK\$) | Non-MPF Exempted (in million HK\$) | Total (in million HK\$) |
|--------------------------|-----------------------------------|---------------------------------------|----------------------------|
| Employer's Contributions | | | |
| – Ordinary | 12,425 (75%) | 451 (68%) | 12,876 (75%) |
| – Initial/Special | 790 (5%) | 70 (10%) | 860 (5%) |
| Sub-total | 13,215 (80%) | 521 (78%) | 13,736 (80%) |
| Employee's Contributions | 3,347 (20%) | 145 (22%) | 3,492 (20%) |
| Total Contributions | 16,562 (100%) | 666 (100%) | 17,228 (100%) |

Source: The latest annual returns in respect of 5 841 ORSO registered schemes.

Statistics (Cont'd)
PART C
ORSO SCHEMES

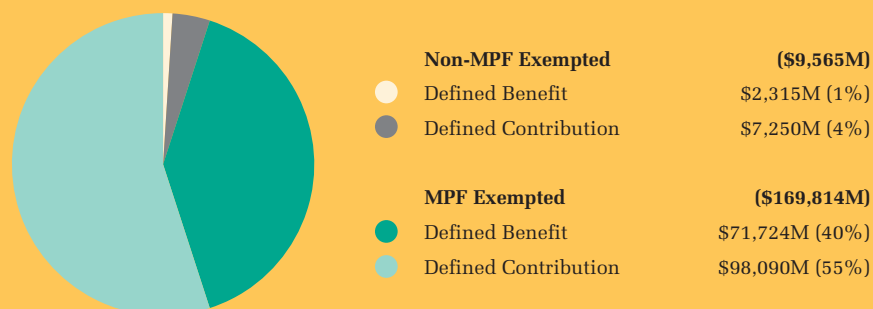
7. ANNUAL CONTRIBUTION AMOUNT TO ORSO REGISTERED SCHEMES – BY BENEFIT TYPE



Contribution Amount: HK\$17,228 million

Source: The latest annual returns in respect of 5 841 ORSO registered schemes.

8. ASSET SIZE OF ORSO REGISTERED SCHEMES – BY BENEFIT TYPE
(as at 31.3.2005)



Asset Size: HK\$179,379 million

Source: The latest annual returns in respect of 5 841 ORSO registered schemes.