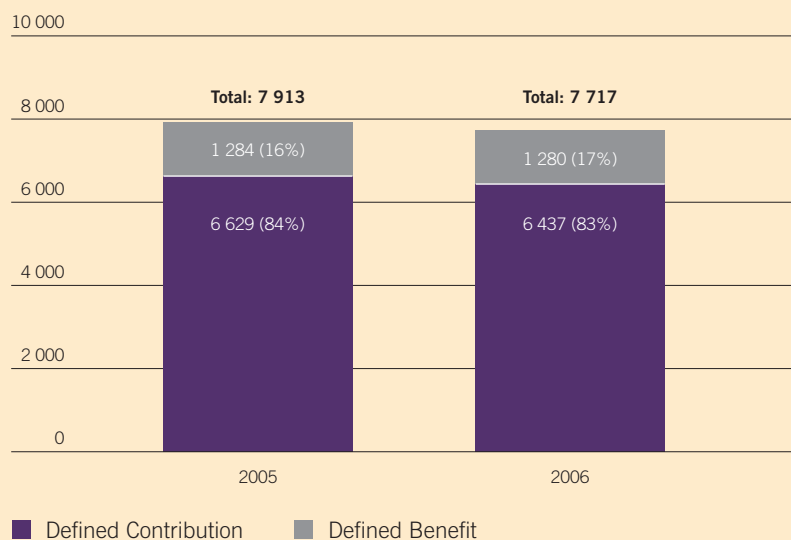


Statistics (cont'd)
PART C
ORSO SCHEMES

ORSO SCHEMES

1. NUMBER OF ORSO SCHEMES – BY BENEFIT TYPE

(two year comparison)



2. NUMBER OF ORSO SCHEMES – BY BENEFIT TYPE

(as at 31.3.2006)

Scheme Type	Benefit Type					
	Defined Contribution		Defined Benefit		Total	
	No. of Schemes	%	No. of Schemes	%	No. of Schemes	%
Registered Scheme						
– MPF exempted	4 443	69	266	21	4 709	61
– Non-MPF exempted	938	15	34	3	972	13
	5 381	84	300	24	5 681	74
Exempted Scheme						
– MPF exempted	211	3	165	13	376	5
– Non-MPF exempted	845	13	815	63	1 660	21
	1 056	16	980	76	2 036	26
Total	6 437	100	1 280	100	7 717	100

Statistics (cont'd)
PART C
ORSO SCHEMES

MPF EXEMPTED ORSO SCHEMES

3. NUMBER OF MPF EXEMPTED ORSO SCHEMES *(as at 31.3.2006)*

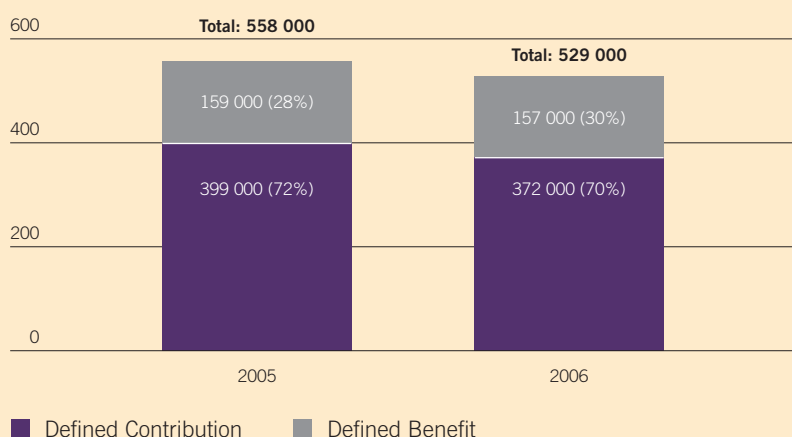
	ORSO Registered Schemes	ORSO Exempted Schemes	Total
(a) Number of MPF Exempted ORSO Schemes approved as at 31 March 2005	4 862	399	5 261
(b) Number of new applications approved during the period from 1 April 2005 to 31 March 2006 (Note)	8	0	8
(c) Number of withdrawals of MPF Exemption Certificates during the period from 1 April 2005 to 31 March 2006	161	23	184
(d) Number of MPF Exempted ORSO Schemes as at 31 March 2006 [i.e. (d) = (a) + (b) – (c)]	4 709	376	5 085

Note: This refers to the application for MPF exemption in respect of newly established ORSO registered schemes whereby all or a substantial portion of the members and assets of the schemes were transferred from one or more MPF exempted ORSO schemes as a result of scheme restructuring or bona fide business transactions.

ORSO REGISTERED SCHEMES

4. NUMBER OF MEMBERS COVERED BY ORSO REGISTERED SCHEMES –
BY BENEFIT TYPE *(two year comparison)*

('000)
800



Statistics (cont'd)
PART C
ORSO SCHEMES

5. NUMBER OF MEMBERS COVERED BY ORSO REGISTERED SCHEMES – BY BENEFIT TYPE *(as at 31.3.2006)*

Scheme Type	Benefit Type					
	Defined Contribution		Defined Benefit		Total	
	('000)	%	('000)	%	('000)	%
MPF exempted	324	68	149	32	473	100
Non-MPF exempted	48	86	8	14	56	100
Total	372	70	157	30	529	100

CONTRIBUTION AMOUNT

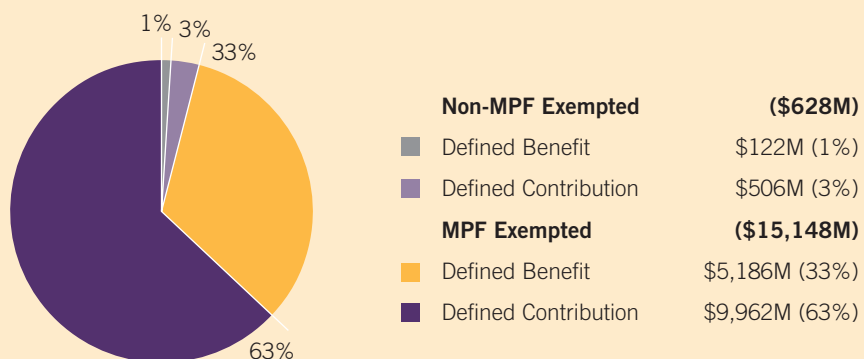
6. ANNUAL CONTRIBUTION AMOUNT TO ORSO REGISTERED SCHEMES – BY EMPLOYERS AND EMPLOYEES

	MPF Exempted (in million HK\$)	Non-MPF Exempted (in million HK\$)	Total (in million HK\$)
Employer's Contributions			
– Ordinary	11,435 (76%)	437 (70%)	11,872 (75%)
– Initial/Special	482 (3%)	40 (6%)	522 (4%)
Sub-total	11,917 (79%)	477 (76%)	12,394 (79%)
Employee's Contributions	3,231 (21%)	151 (24%)	3,382 (21%)
Total Contributions	15,148 (100%)	628 (100%)	15,776 (100%)

Source: The latest annual returns in respect of 5 598 ORSO registered schemes

Statistics (cont'd)
PART C
ORSO SCHEMES

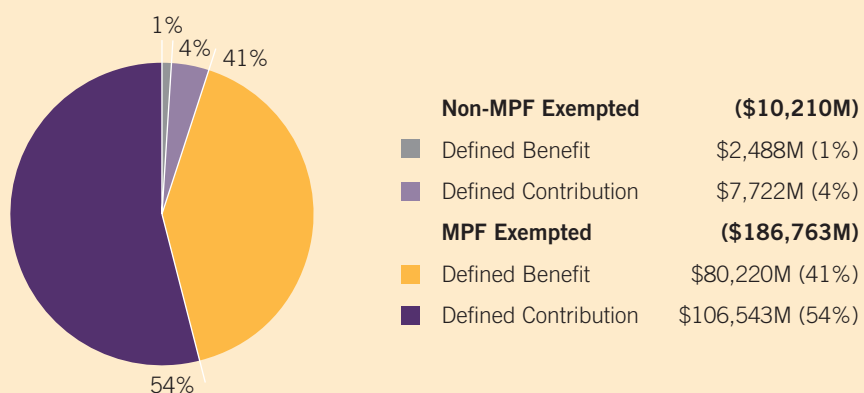
7. ANNUAL CONTRIBUTION AMOUNT TO ORSO REGISTERED SCHEMES – BY BENEFIT TYPE



Contribution Amount: HK\$15,776 million

Source: The latest annual returns in respect of 5 598 ORSO registered schemes

8. ASSET SIZE OF ORSO REGISTERED SCHEMES – BY BENEFIT TYPE
(as at 31.3.2006)



Asset Size: HK\$196,973 million

Source: The latest annual returns in respect of 5 598 ORSO registered schemes