



強制性公積金計劃管理局
MANDATORY PROVIDENT FUND
SCHEMES AUTHORITY

強制性公積金計劃 統計摘要

Mandatory Provident Fund Schemes Statistical Digest

2014 年 6 月
June 2014

© 版權所有 強制性公積金計劃管理局 2014
歡迎各界引用或複製本報告內容，惟須清楚註明資料來源，且不得作商業用途。

出版機構：

強制性公積金計劃管理局

香港九龍柯士甸道西一號

環球貿易廣場 16 樓

電話：2918 0102

傳真：2259 8806

電郵：mpfa@mpfa.org.hk

網址：www.mpfa.org.hk

© Mandatory Provident Fund Schemes Authority 2014

Reproduction for non-commercial purpose is permitted provided that the source is properly stated.

Published by

Mandatory Provident Fund Schemes Authority

Level 16, International Commerce Centre

1 Austin Road West

Kowloon

Hong Kong

Tel：2918 0102

Fax：2259 8806

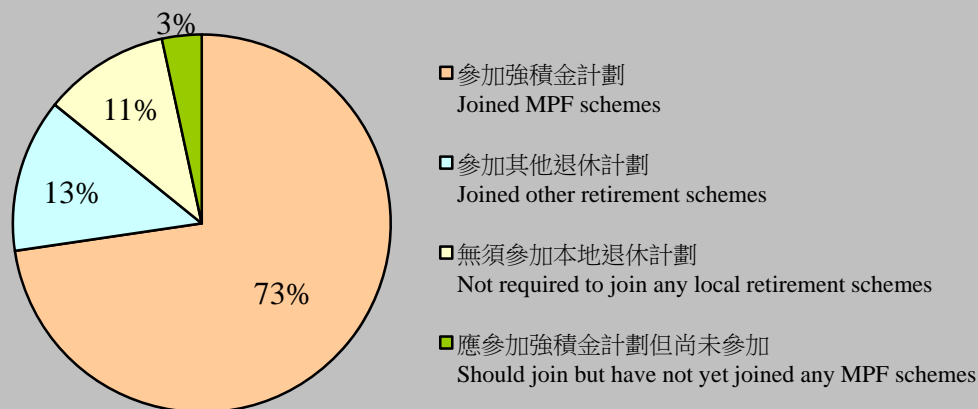
Email：mpfa@mpfa.org.hk

Website：www.mpfa.org.hk

目錄	CONTENTS	頁數/Page
I. 就業人口	The Employed Population	1
II. 統計數據一覽表	Summary Statistics	2
III. 圖表	Charts and Tables	
1. 強積金計劃登記情況	1. Enrolment in MPF Schemes	3
2. 強積金計劃的已收 供款及已支付權益	2. Contributions Received and Benefits Paid - MPF Schemes	4
3. 強積金中介人	3. MPF Intermediaries	5
4. 強積金產品	4. MPF Products	6
5. 強積金投資表現	5. MPF Investment Performance	9
6. 職業退休計劃	6. ORSO Schemes	11
IV. 用詞及定義	Terms and Definitions	12
V. 強積金涵蓋人口估計及 資料來源	Estimation of the MPF Universe and Sources of Data	13

I. 就業人口 The Employed Population

圖 I. 按退休計劃種類劃分的就業人口
Chart I. Employed Population by Type of Retirement Schemes



根據香港特別行政區政府統計處公布之 2014 年第 1 季《綜合住戶統計調查按季統計報告》，在本港 372 萬就業人口中，僱員及自僱人士¹的數目分別佔 338 萬及 33 萬，另外約有 1 萬 3 千人為無酬家庭從業員。

According to the Q1 2014 Report on General Household Survey published by the Census and Statistics Department, HKSAR, Hong Kong's employed population of 3.72 million was made up of 3.38 million employees and 0.33 million self-employed persons¹ (SEPs). In addition, around 13 000 persons were unpaid family workers.

在就業人口中，有 73% 獲強積金計劃保障，13% 受其他退休計劃保障，如公務員退休金計劃及獲強積金豁免的職業退休計劃等。11% 就業人口並沒有法律責任參加任何本地退休計劃。他們大部分均為家務僱員及 65 歲以上或 18 歲以下的僱員。其餘 3% 的就業人口為應參加強積金計劃但尚未參加的人士。

Among the employed population, 73% are covered under MPF schemes and 13% are covered under other retirement schemes, such as Civil Service Pension Scheme, and MPF exempted ORSO schemes, etc. Eleven percent of the employed population, most of them domestic employees and employees who are aged above 65 or below 18, are not required to join any local retirement scheme according to law. The remaining 3% of the employed population are people who should have joined MPF schemes but have not done so.

¹ 強積金制度下的自僱人士，包括政府統計處《綜合住戶統計調查按季統計報告》中界定的「自營作業者」及「僱主」。

Self-employed persons under the MPF System include both “self-employed persons” and “employers” as defined in the *Quarterly Report on General Household Survey*, Census and Statistics Department.

II. 截至 2014 年 6 月 30 日的統計數據一覽表

Summary Statistics – 30 June 2014

強積金制度		
MPF System		
與強積金制度有關的人口	涵蓋人口	登記人數
Population size relevant to MPF System	Universe	Enrolment
	(‘000)	(‘000)
僱主數目	272	269
Number of Employers		
有關僱員數目	2 493	2 493
Number of Relevant Employees		
自僱人士數目	337	211
Number of SEPs		
強積金制度的年率化內部回報率		(%)
Annualized Internal Rate of Return of the MPF System		
自 2000 年 12 月 1 日		4.3
Since 1 December 2000		
強積金計劃		
MPF Schemes		
核准受託人數目		19
Number of Approved Trustees		
註冊計劃數目		41
Number of Registered Schemes		
核准成分基金數目		477
Number of Approved Constituent Funds		
核准匯集投資基金數目		303
Number of Approved Pooled Investment Funds		
核准緊貼指數集體投資計劃數目		126
Number of Approved Index-tracking Collective Investment Schemes		
2014 年第二季已收供款 (百萬港元)		14,264
Contributions Received, Q2 2014 (HK\$ million)		
所有計劃的總淨資產值 ¹ (百萬港元)		542,741
Aggregate Net Asset Values of All Schemes ¹ (HK\$ million)		
職業退休計劃²		
ORSO Schemes²		
計劃數目 (包括豁免計劃)		4 999
Number of Schemes (including Exempted Schemes)		
職業退休註冊計劃		
ORSO Registered Schemes		
計劃數目		4 157
Number of Schemes		
僱主數目		6 622
Number of Employers		
所涵蓋的僱員數目		392 113
Number of Employees Covered		
年度供款款額 (百萬港元)		18,465
Annual Contribution Amount (HK\$ million)		
資產值 (百萬港元)		287,270
Asset Size (HK\$ million)		

1 有關數字包括從職業退休計劃轉移過來的資產。
The figure includes assets transferred from ORSO schemes.

2 職業退休計劃的統計數字是根據截至 2014 年 6 月 30 日的職業退休註冊計劃向積金局呈交的最新周年申報表所載之資料而編製。
ORSO statistics were compiled on the basis of the latest annual returns filed with the MPFA up to 30 June 2014 in respect of ORSO registered schemes.

III. 圖表 Charts and Tables

1. 強積金計劃登記情況* Enrolment in MPF Schemes*

與上季比較，僱主及有關僱員的登記率維持不變。自僱人士的登記率則上升1個百分點¹。

Compared with the last quarter, the enrolment rates of employers and relevant employees remained stable. The enrolment rate of SEPs increased by 1 percentage point¹.

圖 III.1.1 強積金計劃登記情況
Chart III.1.1 Enrolment in MPF Schemes

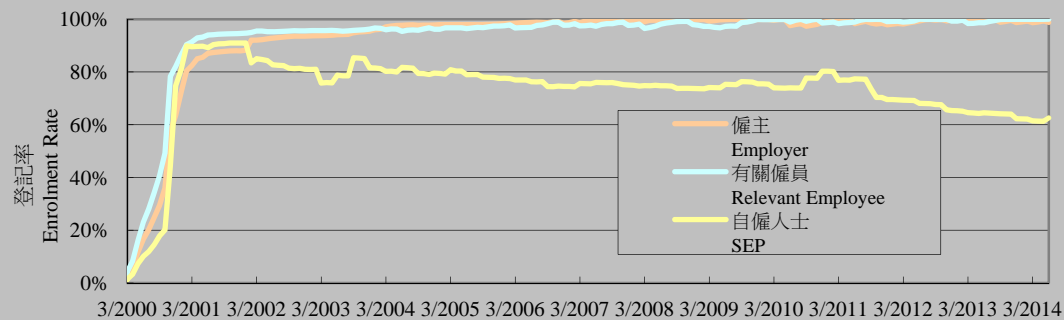


表 III.1.1 參與成員數目，登記率及帳戶數目

Table III.1.1 Number of Participating Members, Enrolment Rates and Accounts

截至 As at	僱主 Employer		有關僱員 Relevant Employee		自僱人士 SEP		供款帳戶 數目 ³ No. of Contribution Accounts ³ (‘000)	個人帳戶 數目 ⁴ No. of Personal Accounts ⁴ (‘000)
	參與僱主 數目 ² Participating Employers ² (‘000)	登記率 Enrolment Rate (%)	參與成員 數目 ² Participating Members ² (‘000)	登記率 Enrolment Rate (%)	參與成員 數目 ² Participating Members ² (‘000)	登記率 Enrolment Rate (%)		
30.06.2013	260	99	2 394	99	218	65	3 538	4 454
30.09.2013	263	99	2 440	100	217	64	3 571	4 551
31.12.2013	264	99	2 485	100	212	62	3 595	4 634
31.03.2014	266	99	2 494	100	212	61	3 601	4 700 [#]
30.06.2014	269	99	2 493	100	211	63	3 646	4 756

* 估計數字。
Estimated figures.

修訂數字。
Revised figure.

1 變化百分比乃以未進位的數字計算得出。
Percentage change figures are derived from unrounded figures.

2 強積金制度是以就業為基礎的制度，部分僱主及成員可能參加多於一個強積金計劃。對於以同一身分參加多於一個計劃的僱主及成員，有關數字已予調整。

As the MPF System is an employment-based system, some employers and members may be participating in more than one scheme. Adjustments have been made for employers and members who are participating in more than one scheme in the same capacity.

3 供款帳戶主要用作接收和持有就計劃成員現時的受僱工作或自僱工作支付的強制性及自願性（如有）供款，以進行投資。帳戶內累積的供款及所獲取的投資回報統稱為累算權益。

A Contribution Account is primarily used to receive and hold mandatory contributions and voluntary contributions (if any) paid in respect of a scheme member's current employment or current self-employment for investment. The accumulated contributions together with the investment returns are called accrued benefits.

4 個人帳戶主要用作接收和持有來自計劃成員供款帳戶的以往受僱工作或自僱工作所產生的累算權益，以及作為僱員的計劃成員從現職供款帳戶轉移的僱員強制性供款所產生的累算權益。

A Personal Account is primarily used to receive and hold accrued benefits in respect of a scheme member's former employment or former self-employment which are transferred from a Contribution Account, and also the part of accrued benefits derived from employee mandatory contributions during current employment which are transferred from a Contribution Account by an employee scheme member.

2. 強積金計劃的已收供款及已支付權益 Contributions Received and Benefits Paid - MPF Schemes

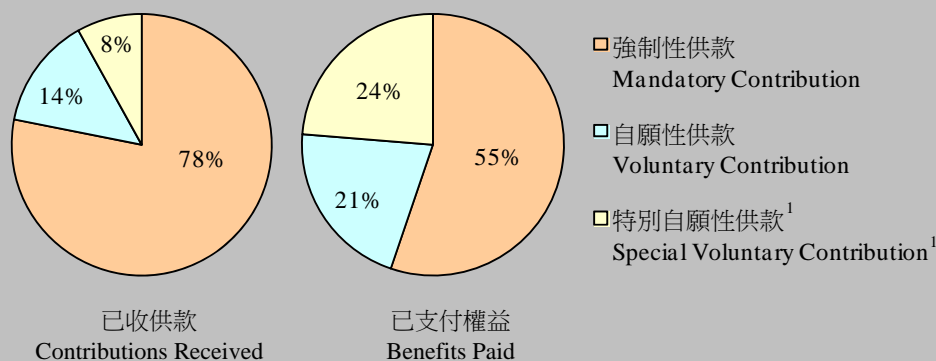
表 III.2.1 強積金計劃的已收供款及已支付權益
Table III.2.1 Contributions Received and Benefits Paid - MPF Schemes

(百萬港元)
(HK\$ million)

季度 Quarter	已收供款 Contributions Received				已支付權益 Benefits Paid			
	強制性 Mandatory	自願性 Voluntary	特別 自願性 ¹ Special Voluntary ¹	總計* Total*	強制性 Mandatory	自願性 Voluntary	特別 自願性 ¹ Special Voluntary ¹	總計* Total*
Q2 2013	10,558	1,788	824	13,170	2,085	697	717	3,499
Q3 2013	10,680	1,816	855	13,351	2,152	869	767	3,788
Q4 2013	10,840	1,884	954	13,678	2,319	849	884	4,051
Q1 2014	11,544	1,981	1,058	14,583	2,322	906	966	4,194
Q2 2014	11,143	1,972	1,148	14,264	2,515	961	1,081	4,558

圖 III.2.1 按供款種類劃分的已收供款及已支付權益百分比
(2014年4月1日至2014年6月30日)

Chart III.2.1 Percentage Share of Contributions Received and Benefits Paid by Contribution Type (1 April 2014 to 30 June 2014)



* 經四捨五入後，各項數字的總和未必等同總計數字。
Figures may not sum up to the total due to rounding.

1 特別自願性供款是指由有關僱員直接向受託人支付的自願性供款。有別於一般自願性供款，特別自願性供款與就業無關，即供款無須經僱主支付，而累算權益的提取也不受限於就業情況及保存規定。
Special Voluntary Contribution refers to voluntary contributions paid directly by a relevant employee to the trustee. Unlike general voluntary contributions, these contributions are non-employment related, i.e. contributions do not go through the employer, and withdrawal of accrued benefits is neither tied to employment nor subject to preservation requirements.

3. 強積金中介人 MPF Intermediaries

截至2014年6月30日，共有32 157名註冊強積金中介人，當中主事中介人佔382名，附屬中介人佔31 775名。

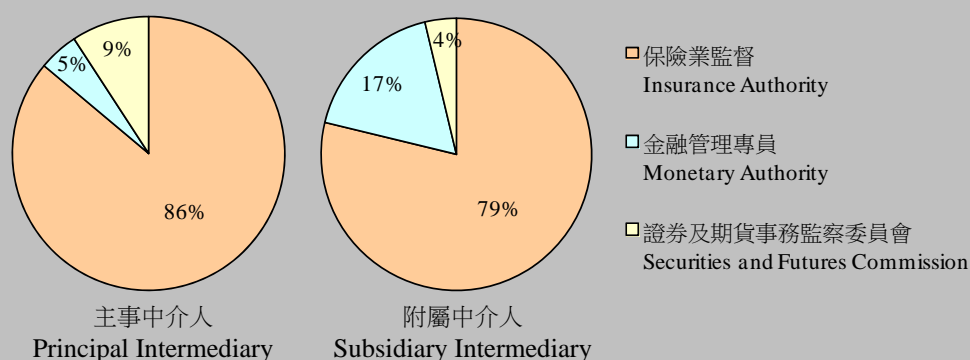
As at 30 June 2014, there were 32 157 registered MPF intermediaries, comprising 382 principal intermediaries and 31 775 subsidiary intermediaries.

表 III.3.1 截至2014年6月30日的註冊強積金中介人數目
Table III.3.1 Number of Registered MPF Intermediaries – 30 June 2014

	主事中介人 Principal Intermediary	附屬中介人 Subsidiary Intermediary	總計 Total
註冊中介人數目 Number of Registered MPF Intermediaries	382	31 775	32 157
按前線監督劃分 By Frontline Regulator			
• 保險業監督 Insurance Authority	329	24 360	24 689
• 金融管理專員 Monetary Authority	18	5 403	5 421
• 證券及期貨事務監察委員會 Securities and Futures Commission	35	1 151	1 186
總計 ¹ Total ¹	382	30 914	31 296

圖 III.3.1 截至2014年6月30日按前線監督劃分的主事中介人及附屬中介人百分比

Chart III.3.1 Percentage Share of Principal Intermediary and Subsidiary Intermediary by Frontline Regulator – 30 June 2014



¹ 由積金局註冊的附屬中介人可能同時隸屬多於一名主事中介人，或沒有隸屬於任何主事中介人（在正常情況下不超過90天）。由於所有附屬中介人均會獲派其主事中介人的前線監督作為監督，因此，視乎個別附屬中介人的具體情況，一名附屬中介人可能獲派多於一名前線監督，亦可能尚未獲派任何前線監督。

A Subsidiary Intermediary, who is registered with the MPFA, may be attached to more than one Principal Intermediary or none (normally, for a period not exceeding 90 days). All Subsidiary Intermediaries are assigned to their Principal Intermediary's frontline regulator. Therefore, depending on the specific circumstances, a Subsidiary Intermediary may be assigned to more than one frontline regulator or may not have any frontline regulator.

4. 強積金產品 MPF Products

表 III.4.1 截至 2014 年 6 月 30 日按計劃種類劃分的註冊計劃數目
Table III.4.1 Number of Registered Schemes by Scheme Type – 30 June 2014

計劃種類 Scheme Type	數目 Number
集成信託計劃 Master Trust Scheme	38
行業計劃 Industry Scheme	2
僱主營辦計劃 Employer Sponsored Scheme	1
總計 Total	41

表 III.4.2 按基金種類劃分的核准成分基金淨資產值¹
Table III.4.2 Net Asset Values¹ of Approved Constituent Funds by Fund Type

(百萬港元) (HK\$ million)

截至 As at	核准成分基金種類 Type of Approved Constituent Funds						總計* Total*
	混合資產 基金 Mixed Assets Fund	股票基金 Equity Fund	強積金 保守基金 MPF Conservative Fund	保證基金 Guaranteed Fund	債券基金 Bond Fund	貨幣市場 基金及 其他基金 ² Money Market Fund and Others ²	
30.06.2013	183,057	165,510	49,618	40,718	11,526	1,644	452,074
30.09.2013	197,452	181,796	52,349	42,550	12,109	1,867	488,123
31.12.2013	208,193	194,958	53,033	43,462	12,403	2,015	514,065
31.03.2014	209,034	195,053	53,477	43,658	12,868	2,102	516,192
30.06.2014	218,571	207,522	55,631	45,059	13,727	2,231	542,741

* 經四捨五入後，各項數字的總和未必等同總計數字。
Figures may not sum up to the total due to rounding.

1 有關數字包括轉移自職業退休計劃的資產。

The figures include assets transferred from ORSO schemes.

2 包括不屬強積金保守基金的貨幣市場基金及《基金表現陳述準則》所指明的未歸類基金。

Includes Money Market Funds that are not MPF Conservative Funds and Uncategorized Funds as per the Performance Presentation Standards for MPF Investment Funds.

圖 III.4.1 截至 2014 年 6 月 30 日各類核准成分基金所佔總淨資產值百分比及基金數目

Chart III.4.1 Percentage Share of Aggregate Net Asset Values and Number of Approved Constituent Funds by Fund Type – 30 June 2014

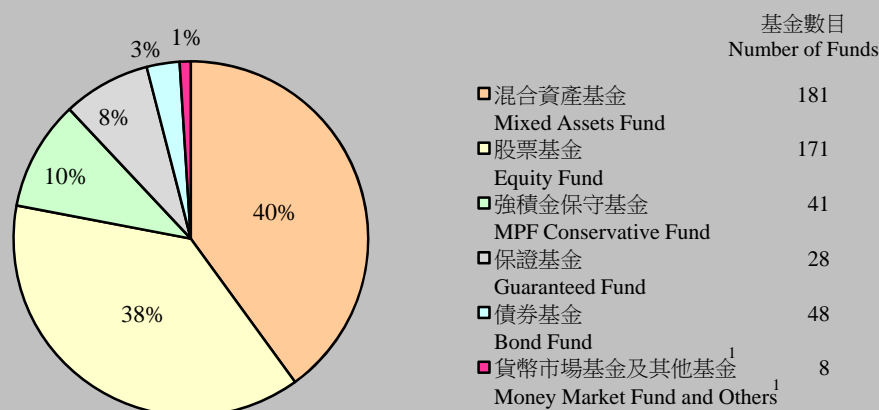


表 III.4.3 截至 2014 年 3 月 31 日按地域²及資產類別劃分的核准成分基金資產分配

Table III.4.3 Asset Allocation of Approved Constituent Funds by Geographical Region² and Asset Class – 31 March 2014

	存款及現金 Deposits & Cash	債務證券 ³ Debt Securities ³	股票 Equities	整體 Overall
香港 Hong Kong	15%	9%	35%	59%
日本 Japan	§	1%	4%	5%
亞洲 ⁴ Asia ⁴	1%	1%	8%	10%
北美洲 North America	1%	4%	8%	13%
歐洲 Europe	§	3%	10%	13%
整體 Overall	17%	18%	65%	100%

§ 少於 0.5%。
Less than 0.5%.

1 包括不屬強積金保守基金的貨幣市場基金及《基金表現陳述準則》所指明的未歸類基金。

Includes Money Market Funds that are not MPF Conservative Funds and Uncategorized Funds as per the Performance Presentation Standards for MPF Investment Funds.

2 就存款、現金及債務證券而言，地域分配反映有關帳戶及債務證券所使用的面值貨幣；就股票而言，地域是指股票的第一上市地。

For deposits, cash and debt securities, "Geographical Region" reflects the currency of denomination of the respective accounts and debt securities. For equities, "Geographical Region" reflects the place of primary listing of the equities.

3 包括可轉換債務證券。
Includes convertible debt securities.

4 不包括日本及香港，但包括澳洲、新西蘭及印度。
Excludes Japan and Hong Kong but includes Australia, New Zealand and India.

圖 III.4.2 截至 2014 年 3 月 31 日按基金種類及地域¹劃分的核准成分基金資產分配
Chart III.4.2 Asset Allocation of Approved Constituent Funds by Fund Type and Geographical Region¹ – 31 March 2014

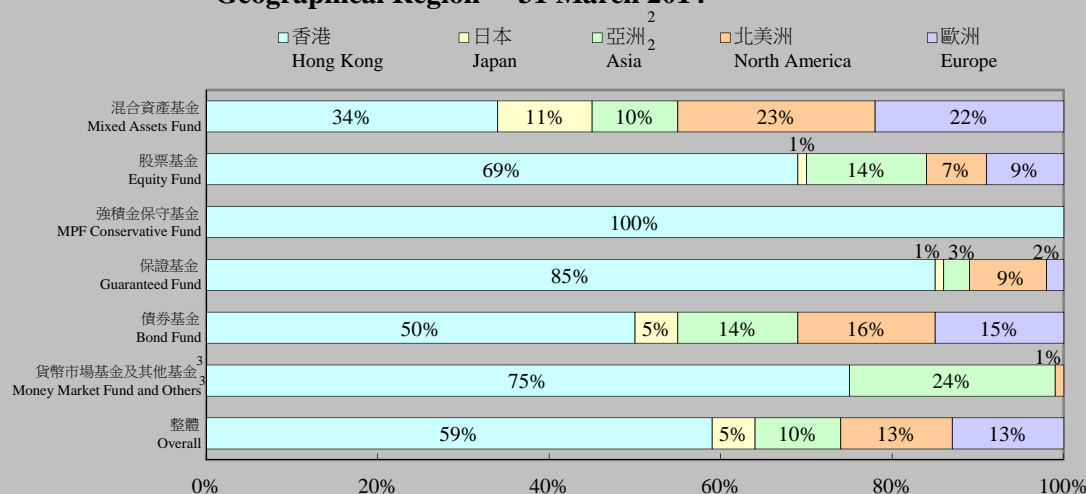
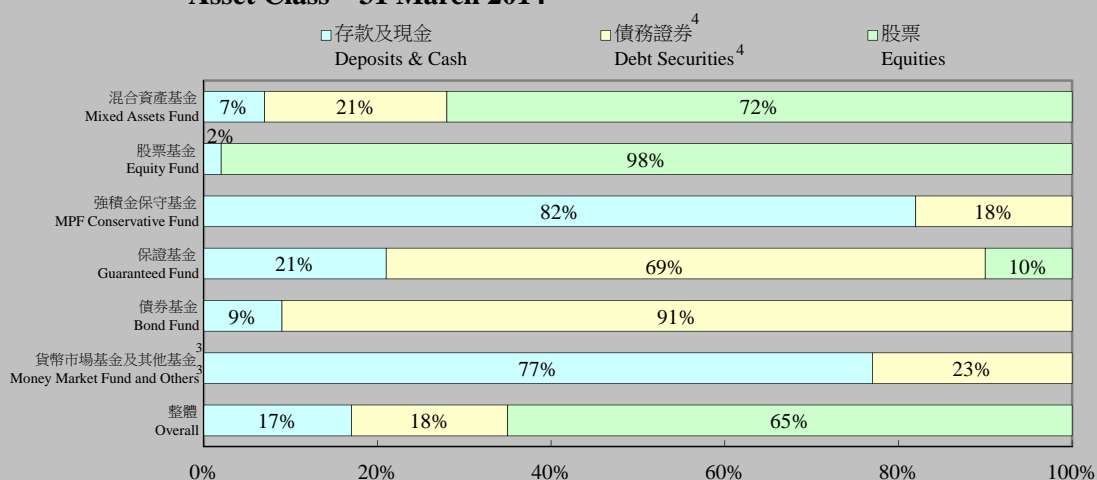


圖 III.4.3 截至 2014 年 3 月 31 日按基金種類及資產類別劃分的核准成分基金資產分配
Chart III.4.3 Asset Allocation of Approved Constituent Funds by Fund Type and Asset Class – 31 March 2014



1 就存款、現金及債務證券而言，地域分配反映有關帳戶及債務證券所使用的面值貨幣；就股票而言，地域是指股票的第一上市地。

For deposits, cash and debt securities, "Geographical Region" reflects the currency of denomination of the respective accounts and debt securities. For equities, "Geographical Region" reflects the place of primary listing of the equities.

2 不包括日本及香港，但包括澳洲、新西蘭及印度。

Excludes Japan and Hong Kong but includes Australia, New Zealand and India.

3 包括不屬強積金保守基金的貨幣市場基金及《基金表現陳述準則》所指明的未歸類基金。

Includes Money Market Funds that are not MPF Conservative Funds and Uncategorized Funds as per the Performance Presentation Standards for MPF Investment Funds.

4 包括可轉換債務證券。

Includes convertible debt securities.

5. 強積金投資表現 MPF Investment Performance

表 III.5.1 按期間劃分的強積金制度的年率化內部回報率¹
Table III.5.1 Annualized Internal Rate of Return¹ of the MPF System by Period

期間 Period	(百萬元) (HK\$ million)				年率化內部 回報率 ³ Annualized Internal Rate of Return ³
	淨資產值 Net Asset Values		期內總淨供款 ² Total Net Contributions during the Period ²	期內淨回報 ³ Net Investment Return ³ during the Period	
	期始 Period- Beginning (a)	期末 Period- End (b)			
1.12.2000 – 31.3.2002	-	42,125	43,878	-1,753	-4.9%
1.4.2002 – 31.3.2003	42,125	59,305	23,016	-5,837	-10.7%
1.4.2003 – 31.3.2004	59,305	97,041	22,133	15,604	22.0%
1.4.2004 – 31.3.2005	97,041	124,316	22,205	5,070	4.7%
1.4.2005 – 31.3.2006	124,316	164,613	23,435	16,862	12.3%
1.4.2006 – 31.3.2007	164,613	211,199	24,684	21,901	12.4%
1.4.2007 – 31.3.2008	211,199	248,247	26,844	10,205	4.5%
1.4.2008 – 31.3.2009	248,247	217,741	38,503 ⁴	-69,010	-25.9%
1.4.2009 – 31.3.2010	217,741	317,310	29,484 ⁴	70,086	30.1%
1.4.2010 – 31.3.2011	317,310	378,280	31,864 ⁴	29,106	8.7%
1.4.2011 – 31.3.2012	378,280	390,744	34,687	-22,224	-5.6%
1.4.2012 – 31.3.2013	390,744	455,331	38,321	26,267	6.4%
1.4.2013 – 31.3.2014	455,331	516,192	40,898	19,963	4.2%
1.4.2014 – 30.6.2014	516,192	542,741	10,108	16,442	3.1%⁵
自強積金制度實施以來 Since Inception of the MPF System					
1.12.2000 – 30.6.2014	-	542,741	410,060⁴	132,682	4.3%

1 強積金制度的回報按內部回報率計算。此方法通稱「金額加權法」，當中計及向強積金制度作出供款及從制度提取權益的款額及時間。採用內部回報率計算回報，是因為這方法更能反映強積金制度的現金流入與流出特性。年率化內部回報率按每月內部回報率的12次方計算得出。

The return of the MPF System was calculated by way of the internal rate of return (“IRR”), a method commonly known as dollar-weighted return. The IRR method, which takes into account the amount and timing of contributions into and benefits withdrawn from the MPF System, was used as it better reflects the features of cash inflow and outflow of the MPF System. The annualized IRR was calculated by raising the monthly IRR to the power of 12.

2 「期內總淨供款」指扣除期內支付的權益後的淨流入供款。

“Total Net Contributions during the Period” refers to the net contribution inflow after deducting the amount of benefits paid during the period.

3 回報數字已扣除費用。

Return figures are net of fees and charges.

4 包括政府在2009年3月至2010年12月期間為合資格計劃成員的強積金帳戶注入的\$84.1億淨特別供款。

Includes \$8.41 billion of net special contributions paid by the Government to the eligible MPF/ORSO scheme members in the period of March 2009 – December 2010.

5 由於所涵蓋的期間短於一年，數字只反映有關期間的內部回報率。

As the period covered is less than one year, the figure reflects the IRR for the relevant period.

表 III.5.2 截至 2014 年 6 月 30 日按基金種類及期間劃分的核准成分基金的年率化回報¹

Table III.5.2 Annualized Return¹ of Approved Constituent Funds by Fund Type and Period – 30 June 2014

核准成分基金種類 Type of Approved Constituent Funds	過去一年 Past 1 year	過去三年 Past 3 years	過去五年 Past 5 years	自 1.12.2000 Since 1.12.2000
混合資產基金 Mixed Assets Fund	13.0%	3.9%	7.4%	4.6%
股票基金 Equity Fund	14.4%	2.6%	7.6%	4.8%
強積金保守基金 MPF Conservative Fund	0.2%	0.1%	0.1%	0.9%
保證基金 Guaranteed Fund	1.8%	0.6%	1.6%	1.4%
債券基金 Bond Fund	3.8%	1.2%	2.9%	3.4%
貨幣市場基金及其他基金 ² Money Market Fund and Others ²	0.1%	0.1%	0.0%	0.6%
同期消費物價指數變更 Change of the Consumer Price Index (“CPI”) for the Same Periods				
年率化綜合消費物價指數變更 ³ Annualized Composite CPI % Change ³	3.6%	3.8%	4.0%	1.6%

1 回報數字已扣除費用。各類成分基金的回報均以「時間加權法」計算。此方法計及每一成分基金在不同時段的單位價格及資產值。有別於內部回報率計算方法，此方法並不反映向成分基金作出供款及從基金提取權益的影響。年率化回報率按每月回報率的 12 次方計算得出。

Return figures are **net of fees and charges**. Returns of different types of constituent funds were calculated by way of time-weighted method. This time-weighted method takes into account the unit price and asset size of each constituent fund at different points in time. Unlike the IRR method, it does not capture the impact of the contributions into and benefits withdrawn from the constituent funds. The annualized return was calculated by raising the monthly return to the power of 12.

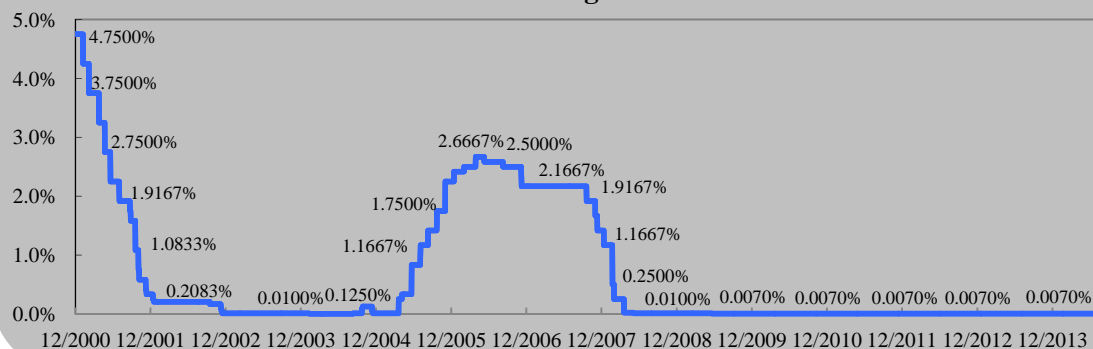
2 包括不屬強積金保守基金的貨幣市場基金及《基金表現陳述準則》所指明的未歸類基金。

Includes Money Market Funds that are not MPF Conservative Funds and Uncategorized Funds as per the Performance Presentation Standards for MPF Investment Funds.

3 根據政府統計處以二零零九至一零年為基期編製的綜合消費物價指數計算。

Calculated on the basis of the 2009/10-based Composite CPI compiled by the Census and Statistics Department.

圖 III.5.1 已公布的訂明儲蓄利率¹
Chart III.5.1 Published Prescribed Savings Rates¹



1 訂明儲蓄利率是積金局為配合強積金保守基金運作需要而根據《強制性公積金計劃（一般）規例》第 37(8)條訂明的利率。

The prescribed savings rates are prescribed by the MPFA pursuant to section 37(8) of the Mandatory Provident Fund Schemes (General) Regulation for the operation of MPF Conservative Fund.

6. 職業退休計劃¹ ORSO Schemes¹

表 III.6.1 按利益種類劃分的職業退休計劃數目
Table III.6.1 Number of ORSO Schemes by Benefit Type

		註冊計劃 Registered Schemes	豁免計劃 Exempted Schemes	總計 Total
獲強積金 豁免 MPF Exempted	界定供款計劃 Defined Contribution Schemes	3 333	148	3 481
	界定利益計劃 Defined Benefit Schemes	214	114	328
	小計 Sub-total	3 547	262	3 809
沒有獲 強積金 豁免 Non-MPF Exempted	界定供款計劃 Defined Contribution Schemes	585	372	957
	界定利益計劃 Defined Benefit Schemes	25	208	233
	小計 Sub-total	610	580	1 190
總計 Total		4 157	842	4 999

表 III.6.2 職業退休註冊計劃參與人數
Table III.6.2 Participating Members in ORSO Registered Schemes

	僱主 Employers	僱員 Employees
獲強積金豁免的職業退休註冊計劃 MPF Exempted ORSO Registered Schemes	5 592	349 353
沒有獲強積金豁免的職業退休註冊計劃 Non-MPF Exempted ORSO Registered Schemes	1 030	42 760
總計 Total	6 622	392 113

表 III.6.3 職業退休註冊計劃的資產值及年度供款款額
Table III.6.3 Asset Size and Annual Contribution Amount of ORSO Registered Schemes

(百萬港元) (HK\$ million)

	獲強積金豁免 MPF Exempted	沒有獲強積金豁免 Non-MPF Exempted	總計 Total
資產值 Asset Size	275,651	11,619	287,270
年度供款款額 Annual Contribution Amount	17,739	726	18,465

¹ 職業退休計劃的統計數字是根據截至 2014 年 6 月 30 日的職業退休註冊計劃向積金局呈交的最新周年申報表所載之資料而編製。
ORSO statistics were compiled on the basis of the latest annual returns filed with the MPFA up to 30 June 2014 in respect of ORSO registered schemes.

IV. 用詞及定義 Terms and Definitions

1. 就業人口的定義與政府統計處綜合住戶統計調查所指的定義相同。

2. 強積金制度下的僱主指訂立僱傭合約以僱用另一人作為其僱員的人。

3. 強積金制度下的有關僱員指年滿 18 歲但未滿 65 歲的僱員。下列僱員屬強積金制度下的獲豁免人士：

- i) 獲法定退休金計劃或公積金計劃保障的人士(如公務員和津貼及補助學校教師)；
- ii) 選擇繼續參加獲發強積金豁免證書的職業退休計劃的僱員；
- iii) 家務僱員；
- iv) 來香港工作不多於 13 個月或已獲得海外退休計劃保障的海外人士；
- v) 受僱少於 60 日的僱員，但建造業及飲食業的臨時僱員除外；以及
- vi) 受僱於駐港歐洲聯盟屬下的歐洲委員會辦事處的僱員。

4. 強積金制度下的自僱人士指非以僱員身分收取有關入息的人，而該等有關入息是源自該人在香港（全部或部分）生產貨品或提供服務，或源自在香港從事向香港或香港以外地方提供貨品或服務的營業。18 歲以下或 65 歲（或以上）的自僱人士或自僱持牌小販，均屬強積金制度下的獲豁免人士。

1. **Employed Population** is as defined in the General Household Survey of Census and Statistics Department.

2. **Employer under the MPF System** means any person who has entered into a contract of employment to employ another person as his/her employee.

3. **Relevant Employee under the MPF System** is an employee of 18 years of age or over and below 65 years of age. The following categories of employees are exempt persons under the MPF System:

- i) People covered by statutory pension or provident fund schemes, such as civil servants and subsidized or grant school teachers;
- ii) Employees who choose to remain as members of occupational retirement schemes, which are granted MPF exemption certificates;
- iii) Domestic employees;
- iv) People from overseas who enter Hong Kong for employment for not more than 13 months, or who are covered by overseas retirement schemes;
- v) Employees who are employed for less than 60 days, excluding casual employees engaged in the construction and catering industries; and
- vi) Employees of the European Union Office of the European Commission in Hong Kong.

4. **Self-employed Person (SEP) under the MPF System** means a person whose relevant income (otherwise than in the capacity as an employee) derives from his production (in whole or in part) of goods or services in Hong Kong, or his trade in goods or services in or from Hong Kong. A self-employed licensed hawker or an SEP who is below 18 years of age or is 65 (or above) years of age is also an exempt person under the MPF System.

V. 強積金涵蓋人口估計及資料來源 Estimation of the MPF Universe and Sources of Data

強積金涵蓋人口估計 Estimation of the MPF Universe

強積金制度下的僱主 Employers under the MPF System

		('000)	
主要商業機構數目 ¹		Number of main businesses ¹	356
加		Add	
- 聘有僱員而未有載入機構單位記錄庫的業主立案法團數目 ²		- Number of owners' corporations with employee(s) that are not covered in the Central Register of Establishments (CRE) ²	5
- 從事其他行業而未有載入機構單位記錄庫的僱主數目		- Number of employers engaged in other industries that are not covered in the CRE	7
減		Less	
- 沒有僱員的商業機構數目 ³		- Number of businesses with no employees ³	96
強積金制度下的僱主數目*		Number of employers under the MPF System*	272

* 經四捨五入後，各項數字的總和未必等同總計數字。
Figures may not sum up to the total due to rounding.

上表的數字根據以下數據估計：
The figures were estimated on the basis of:

- 1 政府統計處機構單位記錄庫和僱傭及職位空缺統計調查所得的數據。
Statistics obtained from the Central Register of Establishments and the Survey of Employment and Vacancies by the Census and Statistics Department.
- 2 土地註冊處提供的數據。
Figures provided by the Land Registry.
- 3 政府統計處僱傭及職位空缺統計調查所得的數據。
Statistics obtained from the Survey of Employment and Vacancies by the Census and Statistics Department.

強積金制度下的有關僱員 Relevant Employees under the MPF System

年滿 18 歲至 64 歲的僱員，除非屬於獲豁免人士，否則必須參加強積金計劃。下表說明強積金制度下的有關僱員數目是如何計算得出：

Employees aged 18 to 64 are required to join an MPF scheme, with the exception of certain exempt persons. The table below shows the process of estimating the number of relevant employees under the MPF System:

		('000)
香港的僱員總數（不包括 18 歲以下或 65 歲以上的僱員） ¹	Total number of employees in Hong Kong (excluding those aged below 18 or above 65) ¹	3 337
減	Less	
- 受公務員退休金制度保障的公務員數目 ²	- Number of civil servants who are covered by the Civil Service Pension System ²	112
- 受補助學校或津貼學校公積金保障的教員數目 ³	- Number of teachers who are covered by the Grant Schools or Subsidized Schools Provident Fund ³	38
- 選擇留在獲強積金豁免的職業退休註冊計劃的僱員數目 ⁴	- Number of employees who choose to remain as members of MPF exempted ORSO registered schemes ⁴	339
- 家務僱員數目 ¹	- Number of domestic employees ¹	308
- 受海外退休計劃保障或在香港工作不多於 13 個月而且無香港居留權的外籍僱員數目 ⁵	- Number of expatriates who do not have the right of abode in Hong Kong and are covered by overseas retirement schemes or who work in Hong Kong for not more than 13 months ⁵	29
- 受僱少於 60 日的僱員數目（不包括建造業及飲食業僱員） ⁶	- Number of employees who are employed for less than 60 days, excluding employees participating in construction and catering industries ⁶	17
強積金制度下的有關僱員數目*	Number of relevant employees under the MPF System*	2 493

* 經四捨五入後，各項數字的總和未必等同總計數字。
Figures may not sum up to the total due to rounding.

上表的數字根據以下數據估計：
The figures were estimated on the basis of:

- 1 政府統計處綜合住戶統計調查所得的數據。
Statistics obtained from the General Household Survey by the Census and Statistics Department.
- 2 公務員事務局發布的數據。
Figures published by the Civil Service Bureau.
- 3 教育局發布的數據。
Figures published by the Education Bureau.
- 4 獲強積金豁免的職業退休註冊計劃之僱主提供的數據。
Figures reported by employers of MPF exempted ORSO registered schemes.
- 5 入境事務處發布的數據。
Figures published by the Immigration Department.
- 6 政府統計處 2009 年第 2 季綜合住戶統計調查專題研究所得的數據。
Figures obtained from a special topic enquiry conducted via the General Household Survey in Q2 2009 by the Census and Statistics Department.

強積金制度下的自僱人士 Self-employed Persons under the MPF System

年滿 18 歲至 64 歲的自僱人士，除非屬於獲豁免人士，否則必須參加強積金計劃。下表說明強積金制度下的自僱人士數目是如何計算得出：

Self-employed persons aged 18 to 64 are required to join an MPF scheme, with the exception of certain exempt persons. The table below shows the process of estimating the number of self-employed persons under the MPF System:

		('000)
香港的自僱人士總數(不包括 18 歲以下或 65 歲以上的自僱人士) ¹	Total number of SEPs in Hong Kong (excluding those aged below 18 or above 65) ¹	339
減	Less	
- 屬持牌小販的自僱人士數目 ² (不包括 18 歲以下或 65 歲以上的持牌小販)	- Number of SEPs who are licensed hawkers ² (excluding licensed hawkers aged below 18 or above 65)	2
強積金制度下的自僱人士數目*	Number of SEPs under the MPF System*	337

* 經四捨五入後，各項數字的總和未必等同總計數字。
Figures may not sum up to the total due to rounding.

上表的數字根據以下數據估計：
The figures were estimated on the basis of:

- 1 政府統計處綜合住戶統計調查所得的數據。強積金制度下的自僱人士包括《綜合住戶統計調查按季統計報告》中界定的「自營作業者」及「僱主」。
Statistics obtained from the General Household Survey by the Census and Statistics Department. SEPs under the MPF System include both “self-employed persons” and “employers” as defined in the *Quarterly Report on General Household Survey*.
- 2 政府統計處綜合住戶統計調查所得的數據。
Statistics obtained from the General Household Survey by the Census and Statistics Department.

資料來源 Sources of Data

強積金計劃

核准受託人、註冊計劃、核准成分基金及註冊中介人的統計數字，乃基於積金局的紀錄而編製。至於強積金計劃的參與成員數目、已收供款、已支付權益及核准成分基金的淨資產值，則根據受託人向積金局呈交的申報表（按月／按季）所載資料而編製。

職業退休註冊計劃

職業退休註冊計劃的資產值和年度供款款額統計數字，乃根據職業退休註冊計劃向積金局呈交的最新周年申報表所載之資料而編製。

MPF Schemes

Statistics on the number of approved trustees, registered schemes, approved constituent funds and registered intermediaries were compiled on the basis of the records kept by the MPFA. For the statistics on the number of participating members in the MPF schemes, contributions received, benefits paid and Net Asset Value of approved constituent funds, they were compiled on the basis of the returns (monthly/quarterly) submitted by the trustees to the MPFA.

ORSO Registered Schemes

Statistics on the asset size and annual contribution amount of ORSO registered schemes were compiled on the basis of the latest annual returns filed with the MPFA in respect of the ORSO registered schemes.



強制性公積金計劃管理局
MANDATORY PROVIDENT FUND
SCHEMES AUTHORITY